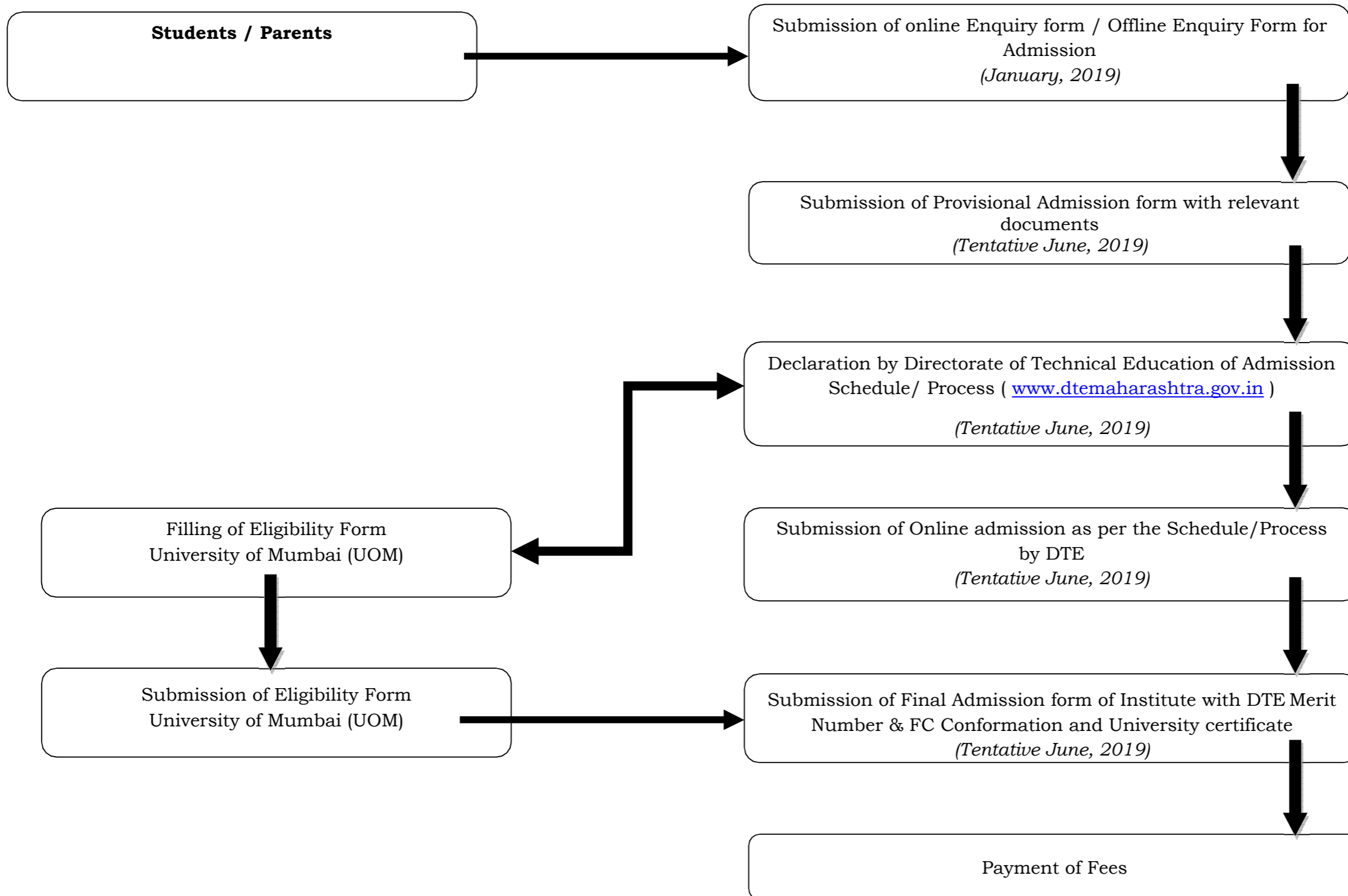


ADMISSION PROCESS AND TENTATIVE IMPORTANT DATES: **(ENGINEERING/MANAGEMENT/ARCHITECTURE/DIPLOMA IN ENGINEERING)**

Admission process / Schedule of admission by MES's Pillai Group of Institutions:

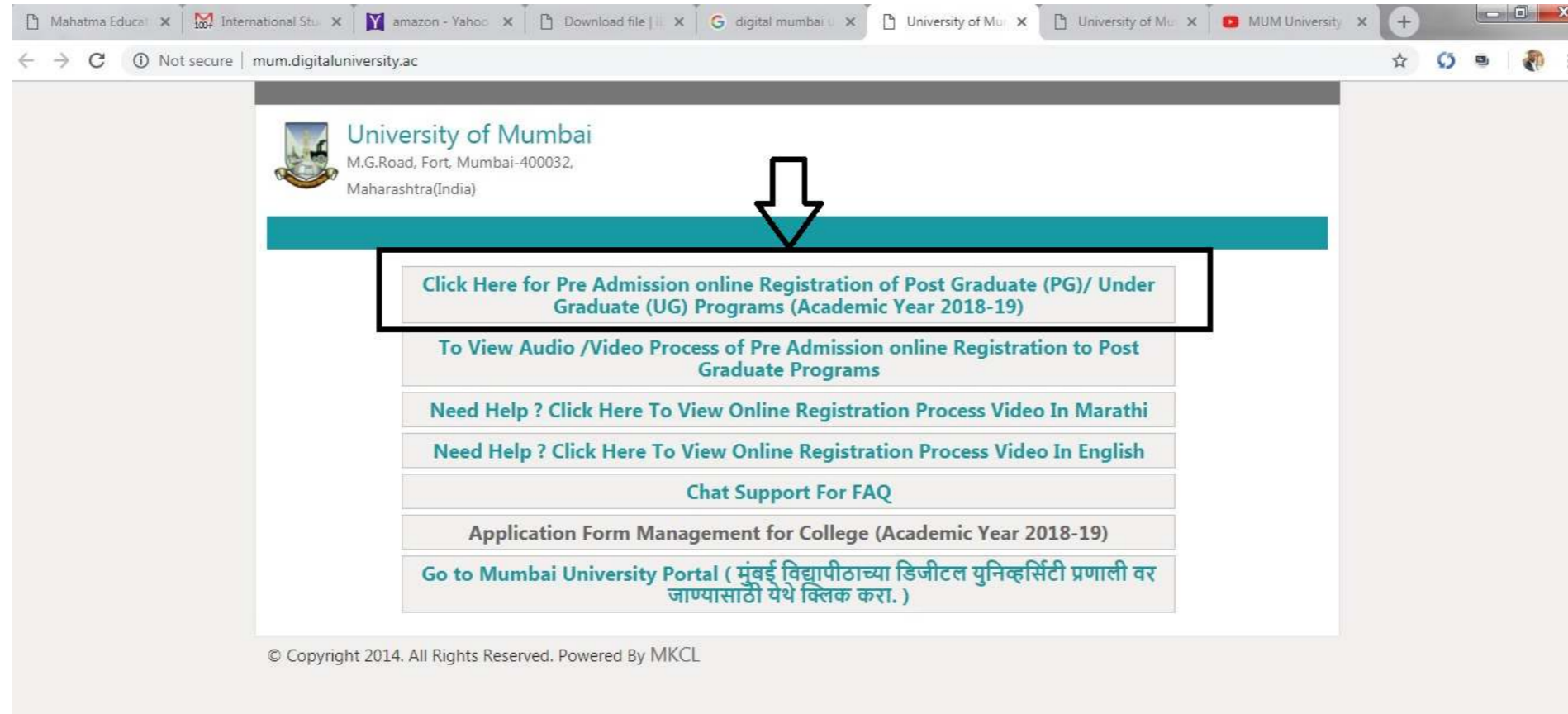


TENTATIVE-SCHEDULE
FOLLOWING PROCESS IS TO BE FOLLOWED FOR ADMISSION UNDER NRI/PIO/FN/CIWGC QUOTA
FOR THE A.Y. 2019-2020

(ENGINEERING/MANAGEMENT/ARCHITECTURE/DIPLOMA IN ENGINEERING)

SN	Activity	Tentative Date
Admission process by Directorate of Technical Education (DTE), Maharashtra www.dtemaharashtra.gov.in		
1	Online registration of application for admission <i>for NRI / OCI / PIO / CWIGC / FN candidates</i>	June, 2019
2	Documents verification, uploading and confirmation of Application Form for Admission. NRI/PIO/OCI/CIWGC/FN candidates should send the print of online filled & confirmed application form & required documents by hand/speed post/courier for verification & confirmation to <u>Engineering</u> The Principal , Sardar Patel College of Engineering (SPCE), Versova Road, Munshi Nagar, Andheri (West), Mumbai-400058 <u>Management</u> Director, Sydenham Institute of Management Studies & Research & Entrepreneurship Education (SIMSREE), B-Road, Churchgate, Mumbai 400020 <u>Architecture</u> The Principal , Sir J.J. College of Architecture, 78 / 3, Dr. D.N. Road, Fort, Mumbai-400001 <u>Diploma in Engineering</u> The Principal, S.B.M. Polytechnic,Vile Parle (West), Near Cooper Hospital, Mumbai-400056.	June, 2019
3	Submission of grievance, if any, for all type of Candidates at FC <i>[During this period candidate can submit documents (if any) for verification at FC]</i>	June, 2019
4	Display of the final merit lists of NRI/PIO/OCI/CIWGC/FN candidates on website.	June, 2019


1. Admission process – University of Mumbai (B.Com, B.M.S, B.M.M, B.Sc-Regular, B.Sc-IT, B.Sc-CS, B.Sc-BT,M.Com, MSc-IT, M.Sc-CS



The screenshot shows the University of Mumbai website at mum.digitaluniversity.ac. The page features the university's logo and name, along with its address: M.G.Road, Fort, Mumbai-400032, Maharashtra(India). A large white arrow points to a teal button that reads: "Click Here for Pre Admission online Registration of Post Graduate (PG)/ Under Graduate (UG) Programs (Academic Year 2018-19)". Below this button are several other links: "To View Audio /Video Process of Pre Admission online Registration to Post Graduate Programs", "Need Help ? Click Here To View Online Registration Process Video In Marathi", "Need Help ? Click Here To View Online Registration Process Video In English", "Chat Support For FAQ", "Application Form Management for College (Academic Year 2018-19)", and "Go to Mumbai University Portal (मुंबई विद्यापीठाच्या डिजीटल युनिव्हर्सिटी प्रणाली वर जाण्यासाठी येथे क्लिक करा.)". The footer of the page states: "© Copyright 2014. All Rights Reserved. Powered By MKCL".

For more details visit <https://www.youtube.com/watch?v=6LyeLRqZ7jg&feature=youtu.be>

2. – Click of Register for New Admission


 **UNIVERSITY OF MUMBAI**
M.G.Road, Fort, Mumbai-400032, Maharashtra(India)

[LOGIN](#) [ONLINE HELP](#)

I am a New Admission seeker in this University.
हा विद्यापीठात मी पहिल्यांदाच प्रवेश घेत आहे.

Students NOT having 16 Digit PRN have to click on "Register" button below. After successful registration, log on with registered username and password.
१६ अंकी PRN नसलेल्या विद्यार्थ्यांनी "रजिस्टर" "Register" बटनवर क्लिक करावे.
यशस्वीरीत्या नोंदणी झाल्यावर युझरनेम व पासवर्ड टाकून लॉगिन करावे.

[Forgot Username/ Password ?](#) | [Validate Registration](#)



Already Student of this University
मी हा विद्यापीठाचा विद्यार्थी असून माझ्याकडे १६ अंकी PRN नंबर आहे.

Use USERNAME as 164XXXXXXXX OR OAXXXXXXXXX OR your 16 digit PRN provided at the time of FIRST Admission. If the applicant DO NOT remember User Name, use "Forgot Username /Password" link to retrieve the same. पहिल्या प्रवेशाच्या वेळी जो USERNAME मिळालेला असेल तो लॉगिन साठी वापरावा. जसे 164XXXXXXXX OR OAXXXXXXXXX OR 16 अंकी PRN इत्यादी. USERNAME आठवत नसल्यास "Forgot Password" लिंकचा वापर करावा.

I have my 16 digit enrollment number/PRN.

[Forgot Username/ Password](#)

For more details visit <https://www.youtube.com/watch?v=6LyeLRqZ7jg&feature=youtu.be>

3. – Fill the application form with valid Mobile Number and Email Id
***You will Receive OTP on below Mobile No and E-mail ID**

UNIVERSITY OF MUMBAI
M.G.Road, Fort, Mumbai-400032, Maharashtra(India)

LOGIN ONLINE HELP

Validate Your Registration

New Registration

First Name*

Last Name / Surname*

Relation Type*
 Son Daughter Wife

Father's / Husband's First Name*

Mother's First Name*

Date Of Birth*

Gender*
 Male Female Transgender

Mobile Number*

Confirm Mobile Number*

Email ID*

Please click on "ACCEPT" to read and agree to our terms and conditions.
गोपनीयता आणि न सर्वो मंगल करण्यासाठी "ACCEPT" बटुनवर क्लिक करा.

Accept

For more details visit <https://www.youtube.com/watch?v=6LyeLRqZ7jg&feature=youtu.be>

4. – Please ensure the following information before submitting



Candidate/Student Agreement (उमेदवार/विद्यार्थी करारनामा)

Please ensure that you have following information, required for application, ready in your hand before you proceed:

- ✓ I have soft copy of my passport size colour photograph (scanned with min.72 to max.150 dpi,click here for acceptable photograph guide).
- ✓ I have my own valid email ID.
- ✓ I have Proof of Date of Birth (D.O.B.) (Aadhaar Card, PAN card, School Leaving, Driving License).
- ✓ I have Caste Certificate / Caste validity certificate / Non-Creamy Layer for Backward Class.
- ✓ I have marksheet/passing certificate for qualifying exam.
- ✓ I have Gazette Notification (if name on documents are different than the name in which you want to apply)
- ✓ **I confirm that I am in valid possession of above mentioned documents and I have read the prospects of academic program and I have sacrificed myself that I am eligible for the said program.**
- ✓ I am submitting all the above which may include other personally identifiable information, voluntarily. I am fully aware that Colleges, University, Government, their associated agencies (MCC) and their employees will use this information for Academic, Administrative, Research, Internal Quality Audits and Legal purposes and I am authorizing them for the same.
- ✓ I have no objection if details and updates about various career options or job opportunities are sent to my mobile number or email ID.

I authorize University to send text messages to my cell phone from time to time to convey academic and administrative information.

I have read the prospectus and rules about admission, thus clicking the below 'Agree' button.

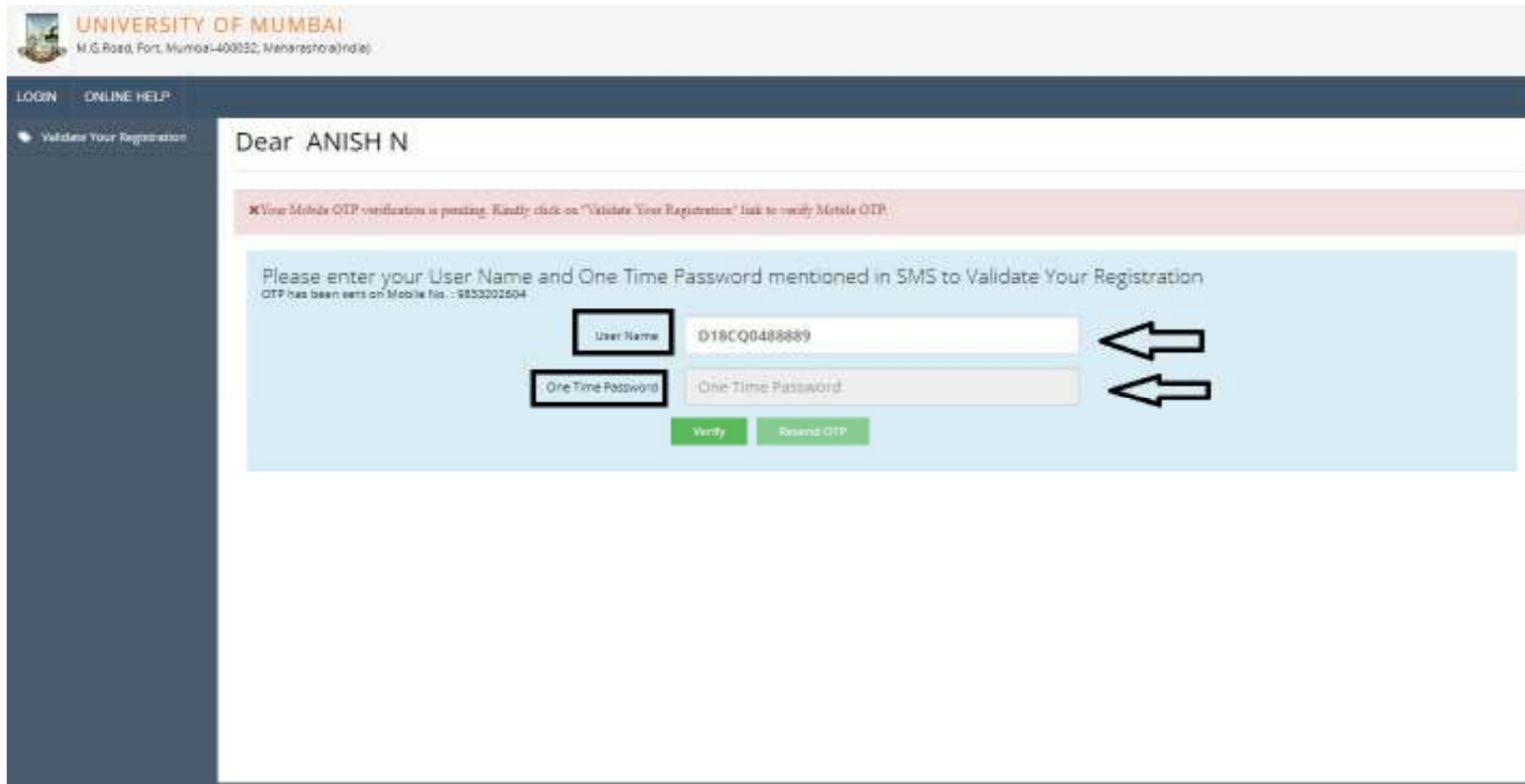
Code: Agree:

Mobile Number:

Confirm Mobile Number:

For more details visit <https://www.youtube.com/watch?v=6LyeLRqZ7jg&feature=youtu.be>

5. – Please enter the User Name and OTP mentioned in SMS to validate your registration

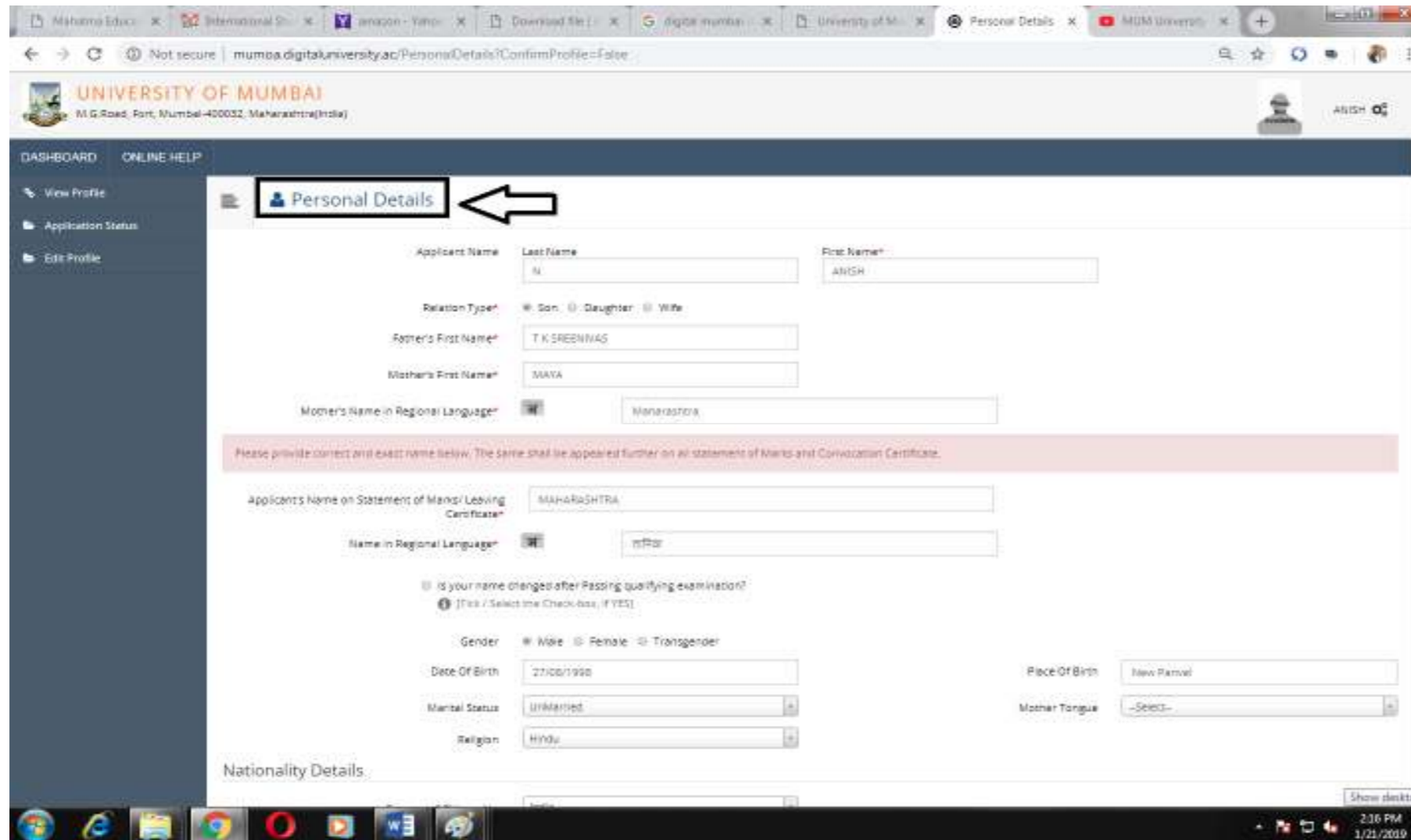


The screenshot shows the University of Mumbai's registration validation interface. At the top left, the university's logo and name are displayed, along with the address: "UNIVERSITY OF MUMBAI, M.G. Road, Fort, Mumbai-400032, Maharashtra (India)". Below this, there are links for "LOGIN" and "ONLINE HELP". The main content area is titled "Dear ANISH N" and contains a message: "Your Mobile OTP verification is pending. Kindly click on 'Validate Your Registration' link to verify Mobile OTP." Below this message, there is a light blue box with the text: "Please enter your User Name and One Time Password mentioned in SMS to Validate Your Registration. OTP has been sent on Mobile No. - 9833202504". This box contains two input fields: "User Name" with the value "D18CQ0488889" and "One Time Password" which is currently empty. To the right of these fields are two black arrows pointing left, indicating the input fields. Below the input fields are two green buttons: "Verify" and "Resend OTP".

For more details visit <https://www.youtube.com/watch?v=6LyeLRqZ7jg&feature=youtu.be>

6. – Please Fill Personal, Address, Education, Reservation, Photo Sign, and Contact

- Personal



The screenshot shows a web browser window displaying the 'Personal Details' form on the University of Mumbai portal. The browser's address bar shows the URL 'mumbai.digitaluniversity.ac/PersonalDetails/ConfirmProfile=False'. The page header includes the University of Mumbai logo and name, along with the address 'M.G. Road, Fort, Mumbai-400032, Maharashtra(India)'. A user profile icon for 'ANISH' is visible in the top right corner. The left sidebar contains navigation options: 'DASHBOARD', 'ONLINE HELP', 'View Profile', 'Application Status', and 'Edit Profile'. The main content area is titled 'Personal Details' and contains the following fields:

- Applicant Name:** Last Name (N), First Name (ANISH)
- Relation Type:** Son, Daughter, Wife
- Father's First Name:** T.K.SREENIVAS
- Mother's First Name:** MAYA
- Mother's Name in Regional Language:** Maharashtra
- Applicant's Name on Statement of Marks/Leaving Certificate:** MAHARASHTRA
- Name in Regional Language:** mPR
- Is your name changed after Passing qualifying examination?** [Yes / Select the Check-box, IF YES]
- Gender:** Male, Female, Transgender
- Date Of Birth:** 27/06/1990
- Place Of Birth:** New Panvel
- Marital Status:** UNMARRIED
- Mother Tongue:** --SELECT--
- Religion:** Hindu

Below the form, there is a section for 'Nationality Details'. A red banner message reads: 'Please provide correct and exact name below. The same shall be appeared further on all statement of Marks and Convocation Certificate.' The Windows taskbar at the bottom shows the time as 2:16 PM on 1/21/2019.

For more details visit <https://www.youtube.com/watch?v=6LyeLRqZ7jg&feature=youtu.be>

- Address Details

Address Details

Correspondence

is permanent address same as address for correspondence
(Tick / Select the Check-box, if YES)

Address Line 1*

Address Line 2*

Address Line 3*

Landmark*

Location Area* Rural Semiurban Urban Metropolitan
 Tribal

Select Country*

Select State*

Select District*

Temp*

City*

Pin Code*

Permanent

is permanent address same as address for correspondence
(Tick / Select the Check-box, if YES)

Address Line 1*

Address Line 2*

Address Line 3*

Landmark*

Location Area* Rural Semiurban Urban Metropolitan
 Tribal

Select Country*

Select State*

Select District*

Temp*

City*

Pin Code*

Copyright © 2016 Maharashtra Knowledge Corporation Limited. All Rights Reserved.
The website can be best viewed in 1024 * 768 resolution with Chrome and Firefox.

2:14 PM
1/21/2019

For more details visit <https://www.youtube.com/watch?v=6LyeLRqZ7jg&feature=youtu.be>

- Education Details

UNIVERSITY OF MUMBAI
M.G. Road, Fort, Mumbai-400032, Maharashtra(India)

ANISH

DASHBOARD ONLINE HELP

View Profile
Application Status
Edit Profile

Education Details

Address saved successfully

Click on Qualifications to fill details.

Qualification	Board/University	Faculty/College Name	Passing Date	Marks/Out of	CGPA	Edit	Delete
SSC/Sol 10th	[Add]			-	-		
HSC/Sol 12th	[Add]			-	-		
Certificate	[Add]			-	-		
Diploma	[Add]			-	-		
Graduate/Post Graduate	[Add]			-	-		

Proceed

Copyright © 2016 Maharashtra Knowledge Corporation Limited. All Rights Reserved.
The website can be best viewed in 1024 * 768 resolution with Chrome and FireFox

2:36 PM
1/21/2019

For more details visit <https://www.youtube.com/watch?v=6LyeLRqZ7jg&feature=youtu.be>

- Reservation Details

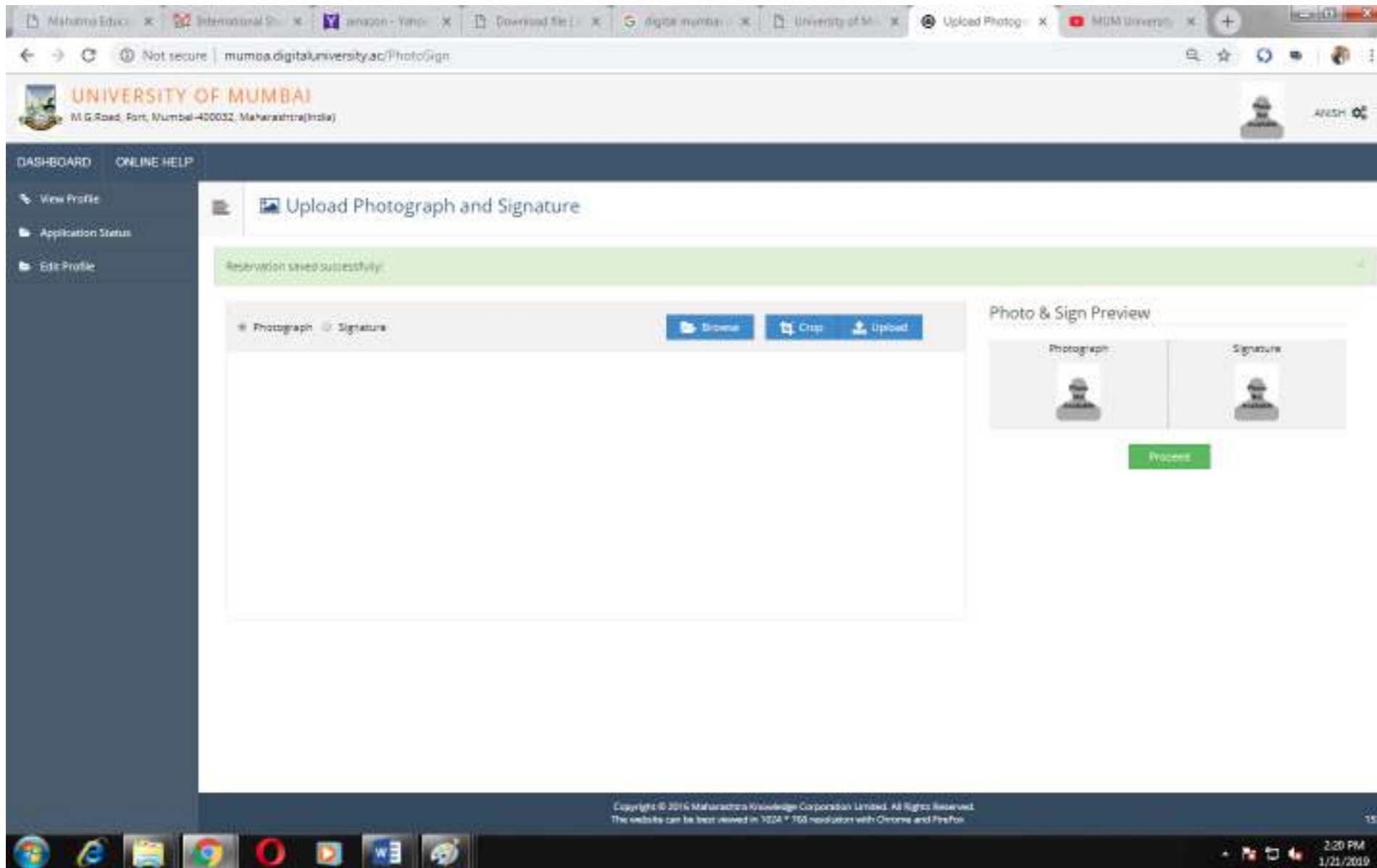
The screenshot shows a web browser window with the URL mumbai.digitaluniversity.ac/Reservation. The page header includes the University of Mumbai logo and name, along with the address: M.G.Road, Fort, Mumbai-400032, Maharashtra(India). A user profile icon for 'ANISH' is visible in the top right corner. The left sidebar contains navigation options: DASHBOARD, ONLINE HELP, View Profile, Application Status, and Edit Profile. The main content area is titled 'Reservation Details' and contains the following fields and sections:

- Social Reservation:** A text input field for 'Social Reservation' and a dropdown menu for 'Category' with 'GEN' selected.
- Specially Abled Details:** A dropdown menu for 'Specially Abled' with 'Not Applicable' selected.
- Occupation Details:** A checkbox for 'Are you Employed or Self-Employed?' with a note '[Tick / Select the Check-box, if YES]'. Below it is a dropdown for 'Occupation of Guardian' with 'Select Occupation' selected, and a text input for 'Annual Income of Guardian'.
- EBC Category:** A checkbox for 'Is Guardian from EBC (Economic Backward Class)'.

A light blue informational banner states: 'Students whose family income is below defined limit, fall under EBC category. The EBC certificate issued by the competent authority is mandatory.' At the bottom of the form is a green 'Save And Proceed' button. The footer contains copyright information: 'Copyright © 2016 Maharashtra Knowledge Corporation Limited. All Rights Reserved. The website can be best viewed in 1024 * 768 resolution with Chrome and Firefox.' The system tray at the bottom right shows the time as 2:19 PM on 1/21/2019.

For more details visit <https://www.youtube.com/watch?v=6LyeLRqZ7jg&feature=youtu.be>

- Upload Photograph and Sign Details



For more details visit <https://www.youtube.com/watch?v=6LyeLRqZ7jg&feature=youtu.be>

For more admission enquiry please log on to <https://mes.ac.in/admissions/>

MAHATMA EDUCATION SOCIETY

PILLAI GROUP OF INSTITUTIONS

Admin Office :Dr. K.M.Vasudevan Pillai Campus, New Panvel, Navi Mumbai,
Maharashtra – 410 206, INDIA.

Tel : 022-91-2745 6100 / 1700, Fax : 022-91-27483208

Mobile : +91-9819282582 / +91-9821732307 / +91-9619534119

Website : www.mes.ac.in

E-Mail Id : ppillai@mes.ac.in / pragneshshah@mes.ac.in / balajinagarajan@mes.ac.in